



PUMPKIN LONG DAY CARE CENTRE

7 O'Connell Avenue & 286 Beauchamp Road

Matraville 2036

Phone: 02 9311 0044 & 9661 9521


Management@pumpkinldcc.com.au

Newsletter – August 2020

Centre News

Spring is here, Spring is a time when flowers bloom and trees begin to grow and reproduce. The days grow longer and the temperature in most areas become more temperate.

Please look around at our new decorated playgrounds, the children enjoy the new flowers and decorations in the playgrounds 😊





Parent Reminder

Please bring in a summer hat for your child and not a beanie. Please make sure your child has a bucket hat and not a cap (for wider protection).

Please don't bring in bobby pins or metal clips with your child as they can be a hazard for the children.

September Calendar of Events

1st – Tuesday - Wattle Day – Wattle Day is a day of celebration in [New South Wales, Australia](#) of the first day of [spring](#) with the use of [acacias](#), known by the common name "wattle" in Australia.

04/09/20– Friday – Father’s Day afternoon tea – Please come and joins us for an afternoon tea at 3.20 pm

06th – Sunday – Father’s Day

07th – Monday – Labour Day – Centre Closed

11th – Tuesday – Krishna Janmashtami – Hindu Tradition, celebrates the birth of Khrisna. This is a two-day festival. On the first day, participants fast. This is broken at midnight by eating sweet dairy products

15th - Saturday– National Flag Day

18th - 20/09/20 – Rosh Hashanah – Jewish tradition, commemorates the creation of the world

27th – 28/09/20 – Yom Kippur – Jewish tradition



Clownfish News

This month we welcome **Brooklyn** to Clownfish room!

Dental health week

This week is to recognise the importance of dental health and how to take care of our teeth. Range of experiences was planned for the children to engage with. We started with “Brush Teeth” song about how to brush our teeth, up and down. They even imitated the movement of brushing their teeth. When we had the chance to use the real brush, they actively participated

in the experience and skilfully manipulated the brush, up and down. Then, we made our own ‘teeth’ by gluing white paper on the mouth shaped teeth, cleaned the ‘dirty teeth’ by brushing the coloured paper with the brush, which promoted their fine motor skills and

reinforced the idea of clean teeth. The children also used the ‘sink set’ to look after their personal hygiene, such as washing hand using soap.

Book reading

All of the children loved to explore the book corner! They picked the books, flipped the pages slowly, looked at the illustration, and verbally communicate

what they saw. They also actively shared their enjoyment during the experiences, saying “wahhh”, “oo”, “chip chip” and through their facial expression and gesture such as smiling and clapping their hands.




Science week

This year Science Week was about taking care of our Earth. The educators showed the children the shape and colour of our Earth and how to take care of it such as throwing rubbish in the bins, planting, and about natural phenomenon that can happen. The children were engaged in experiences such as experimenting with eruption (using bi carb and vinegar), cleaning the 'sea' by fishing the rubbish (which ended up with fishing the fishes), looking at things that sink and float, mixing colours with milk and dishwashing liquid, and planting few plants for our garden to welcome Spring season! The children were curious and joined inquiry-based experiences with enthusiasm and concentration! We loved to see when they

faced light up during the experiences 😊

Playground exploration



We have revamped our playground by adding caterpillar tunnel and new cubby house! We also just added new climbing frame at the end of the month. As the children are developing their motor skills, we designed the environment to cater to their learning disposition and development. They showed increasing capabilities to use the equipment confidently and

safely, persisted when faced with challenges in crawling the tunnel or climbing the slides, assessed the risks that they were able to take and took ownership in the decision making. We will be rotating the equipment to ensure they are developmentally appropriate, and we cannot wait for the children to explore it!

Until next time,

Clownfish educators



Jellyfish News

Physical play! – The children have really been enjoying physical outdoor play this month. They have been challenging themselves on our climbing frames and new balancing obstacle courses! They also love our new Maze Balance

board as they attempt to roll the ball around the lines while balancing! And an old favourite game, of singing and jumping off our balancing board has returned this month also! The children have also been learning to ride bikes this month. As it is quite tricky for our toddlers, they have been helping each other, which has been wonderful to see!

Another way to extend on our physical play

interest this month was by engaging in dancing activities, as the children demonstrate their happiness and interest in dancing by twirling, jumping, hopping, and clapping together! We also have explored

our new ABC yoga book this month with lots of yoga poses, the children copied them and were able to follow the poses with ability and enthusiasm! On the 17th, two friends brought in balls to share, which led us to combining sandpit play with ball play, an interest that continued for the month!





Dental Health Week - To mark dental health week, Miss Sinni read 'Peppa pig – The tooth Fairy' to the children. During the reading, the children learnt about having milk teeth that will fall out when they get a little older, making room for their grown-up teeth. The next day, we continued with the learning by exploring a big, plastic mouth! The children enjoyed looking closely at all the teeth as we discussed the importance of brushing our teeth twice a day,



eating lots of fruit and vegetables, drinking water and visiting the dentist to keep our teeth nice and healthy. We also discovered that our teeth help us to eat, talk and smile. The children had a go at brushing the teeth in the big mouth, being reminded to



brush up and down and all around for 2 minutes. To better understand how long 2 minutes goes for, we observed a timer closely. The next day, we continued

discussing oral health, discovering that the children have 20 teeth! We counted them together as we looked at a picture of the inside of a mouth. The children confidently shared about their teeth brushing routine. Outside, we extended on the learning with craft. The children made



their own representations of a mouth by pasting teeth to paper plate mouths, much like the picture of the mouth they had explored inside earlier. On the last day of dental week learning, the children made toothbrushes to go along with the big mouths they created the previous day. All the children proudly showed how they brush their teeth using their pretend brushes!



What's the time? - In a big coincidence, two friends came in wearing watches on the 11th and showed them to Miss Alex. We then decided to learn more about the time. Miss Alex showed the group a pretend clock and moved the big





and small hands to change time, such “Look, it’s 10 o’clock now, our play time!” The children could see that it was indeed 10 o’clock by looking at our real clock on the wall. We had a brief discussion about timing never stopping and working in a big cycle



and looked closely at the numbers counting from 1 to 12. The children got to play with a ‘Telling the time’ game and got to make their own representations of a clock by attempting to write the numbers for themselves, sticking on the hands to create their chosen time and decorating it! They shared their knowledge and thoughts during the creative experience. Fantastic work everyone! Later outside, Miss Sinni and the children continued with the learning as they created clocks together on the grass using chalk.

The ever-present nature interest – On the 7th, Alicia found a little


snail on a dried leaf from the playground, she showed it to Miss Pimpini and said, ‘Look, I found leaf and snail’. To extend further, the children watched a video of a snail story about a ‘Snail eating fruit and vegetable’. The snail was placed in a bug viewer for the children to observe it further. On the 10th, the Jellyfish children revisited the snail in the bug viewer



box, ‘Oh look, baby snail eating carrot!’ To extend their interest, Miss Sinni prepared a snail craft made from paper plate. Miss Sinni assisted the group and modelled verbal language,



exploring the colours of the paint and sequins. Also this month, the children got to explore the new flowers in our playground! Before we went outside, we had a talk about how we are going to look after the flowers and Alicia had a good idea, “And smelling”. That’s



right, we can look, water and smell our new flowers! And indeed, the children have been enjoying smelling the flowers and pointing out their colours! The children enjoyed engaging in flower


artwork, following this interest. And as the children have been requesting to play in our sandpit, Miss Sinni gave it a good clean on the 13th and they curiously watched on and asked, “Why are you cleaning?” Miss Sinni explained that she was preparing it so the children could you it again (which they have been doing since the 17th!).



Science Week: Future Earth – To celebrate science week, Miss Sinni started the week by reading a book called ‘Protect the earth’. The group showed their enthusiasm in participating in the book reading. The book told us how to protect our planet and to how keep it healthy and safe. Miss Sinni then provided an earth painting and the children showed their

happiness and excitement to engage in the painting experience! During the week, we discussed different ways we can look after our planet, such as by talking about what items can be recycled and the children pointed to our indoor recycling bin, recognising it previous learning – well done! We spoke about not wasting water when brushing our teeth and washing hands, taking our own bags for shopping time and reusing boxes such as for craft like we do here! We also discovered about bees and flowers after Milla and Hazel shared their bee craft for news. Through the book ‘The flower’, we learnt that when bees gather nectar from flowers, pollen gets stuck to their bodies and

as they fly from flower to flower, the pollen brushes off and helps fertilise each flower. Further, we discovered that bees, butterflies and caterpillars need plants for food and plants also



need them, to grow. The children also wanted to create bees like the ones the girls shared, so a creative experience was set up for the children. They were encouraged to follow a pattern of yellow, black, yellow, black and yellow and to not forget the stinger and wings! The next day, Grace shared beautiful artwork she created at home, "Butterfly", she explained. It led us to creating our own butterflies here. And after Ava shared photos of herself and mum planting herbs in pots for their new herb garden, we read a lovely book called A plant of my own. Throughout the story, we could see a tiny seed growing into a giant flower. The book also spoke about plants

needing air, water and sun and we learnt new words (and their definitions) such as soil, roots, shoot and bud! On the 24th, the children planted seeds together in a large group, following Maisie's and Ava's recent news about planting at home. First, they scooped the soil and put it into the recycled egg carton, then they picked the seeds and watered them. Great work! Finally this month, after Alicia shared her stick man from home, the children collected

twigs and sticks from our playground to create their own stick family collages, inspired by the stick family from the Stick man story.

Red Nose Day – This month we also marked Red Nose Day by engaging in fun face painting! Miss Sinni invited the children to have their nose painted red. The children were eagerly waiting for their turn to get their noses painted. The group shared their happiness when they saw their peers with red nose, they laughed happily.



Until next month,

Jellyfish Educators

Lionfish & Starfish News



This month we have been very busy in the Lionfish and Starfish rooms. The first week was Dental Health week and we learnt about keeping our teeth



healthy and clean, looking at videos on youtube as well as reading a variety of books to further our knowledge. The children also participated in a variety of games, art and craft and role play experiences relating to dental health. We had a



tooth fairy game as well as role playing dentists using our dental kits and a tooth model.

We also had Science week from 17th August till 21st. The children enjoyed participating in a variety



of science-based activities including making a volcano, chromatology, fireworks in a jar and an experiment using bicarb, food colouring and vinegar. We even had parents sending in experiments that they had been doing at home with the children.



The children have also continued their interest in dancing, asking for the speaker and music to be put out most days so they can express their creativity



and dance to some of their favourite songs. They have enjoyed teaching their friends their favourite dance moves as well as encouraging them to join in and dance.

The children have also enjoyed lots of physical





activities. During outdoor play they have practised their pedaling skills on the bikes as well as their ball skills participating in a variety of ball games including soccer, basketball, grip ball. They have also enjoyed testing their physical skills as they move across the climbing frame or obstacle courses that they have helped create.



The children have also continued to enjoy using their imagination and creative skills as they participate in drawing activities as well as art'n'craft experiences, using a variety of media and practising different techniques. They have also continued practising their letter and number



writing, challenging themselves with different activities that have been provided.



They have continued their interest in construction both indoors and outdoors using all the different types of lego to build volcanoes, dragons, phones and buildings. They have also continued using the magnetic blocks, mobilo and megablocks, working individually and in groups to create a variety of constructions. They have also used their constructions during roleplay experiences, pretending to be emergency workers, travelers of even just talking on the phone.



The children have also enjoyed dramatic play, using their imaginations and creativity and participating in role play experiences both indoors and outdoors. They have had picnics, birthday parties and been caring for their babies, as well as pretending to be on a tram using recycled boxes and chairs.



The children have also continued exploring the garden and also caring for



our plants and seeds that we have been growing, helping to water them and watching to see how much they've grown. We replanted our celery, carrots and spring onions that we grew from cuttings and we also planted some basil seeds from our plant that was seeding.

Just a few reminders: Please make sure your child has a Sun smart hat in their bag every day as the weather is starting to warm up.

Please remember to send a sheet and a blanket for rest time.

Until next month

Lionfish and Starfish Educators 😊